

600 SERIES

TELESCOPIC BOOM LIFTS

JLG
reachingout™

Performance

Platform Height 600S	60 ft 3 in.	18.36 m
Horizontal Outreach 600S	49 ft 6 in.	15.09 m
Swing	360° Continuous	
Platform Capacity Restricted (600S)	1,000 lb	454 kg
Unrestricted	500 lb	227 kg
Platform Rotator 600S	160° Hydraulic	
Weight ¹ 600S	21,800 lb	9,888 kg
Max. Ground Bearing Pressure 600S	67 psi	4.7 kg/cm ²
Drive Speed 2WD	4.25 mph	6.8 kmph
Gradeability 2WD	30%	
Axle Oscillation	8 in.	20 cm
Turning Radius, Inside/Outside 2WS	7 ft 4 in./17 ft 7 in.	2.23 m/5.36 m

1. Certain options or country standards increase weight

Standard Specifications

Power Source

Dual Fuel Engine		
GM Vortec 3000 MPFI	82 hp	61 kW
Diesel Engine		
Deutz TD 2.9 L4	67 hp	50 kW
Fuel Tank Capacity	40 gal	151 L

Hydraulic System

Capacity	32 gal	121 L
Auxiliary Power	12V DC	

Tires

Standard	39 x 15-225 Lug Tread	
Optional	Foam-Filled	



Standard Features

- Oscillating Axle
- Hydraulic Platform Rotator
- 110V AC Receptacle in the Platform
- 5 Degree Tilt Alarm/Indicator Light
- Swing-Out Engine Tray
- 12V DC Auxiliary Power
- Hourmeter
- Control ADE* System
- All Motion Alarm
- Proportional Controls
- Gull-Wing Hoods
- Platform Console Machine Status Light Panel*
- Engine Distress Warning/Shutdown—Selectable via JLG Analyzer

*Provides indicator lights at platform control console for system distress, fuel level, low fuel, 5 degree tilt light and foot switch status.

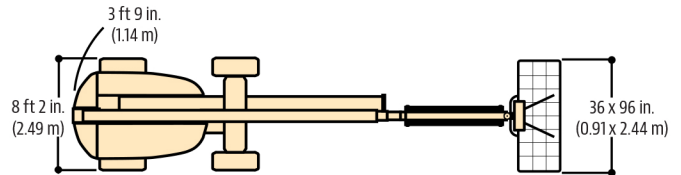
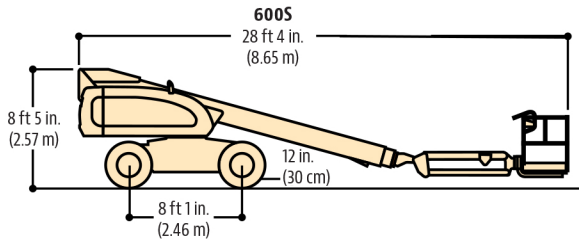
600 SERIES

TELESCOPIC BOOM LIFTS



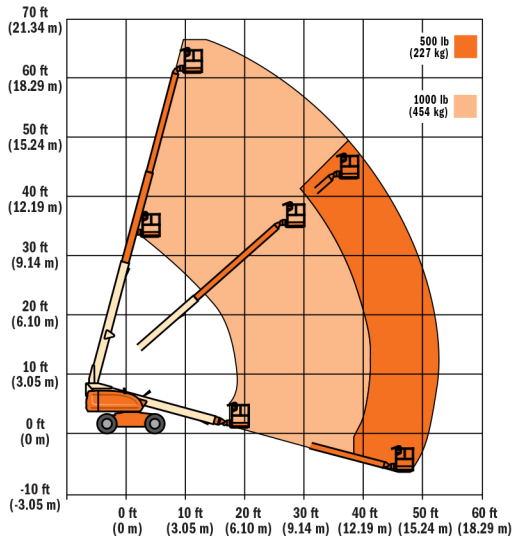
Dimensions

All dimensions are approximate.



Reach Dimensions

600S



The JLG "1 & 5" Warranty

JLG Industries, Inc. backs its products with its exclusive "1 & 5" Warranty. We provide coverage on all products for one (1) full year, and cover all specified major structural components for five (5) years. Due to continuous product improvements, we reserve the right to make specification and/or equipment changes without prior notification. This machine meets or exceeds applicable OSHA Regulations in 29 CFR 1910.67, 29 CFR 1926.453, ANSI A92.5-2006, and CSA Standard CAN3-B354.2-M82, as originally manufactured for intended applications.

Form No.: SS-600S-0204-15M
 Part No.: 3131028
 R031510
 Printed in USA



JLG Industries, Inc.
 1 JLG Drive
 McConnellsburg, PA 17233-9533
 Telephone 717-485-5161
 Toll-free in US 877-JLG-LIFT
 Fax 717-485-6417
www.jlg.com

An Oshkosh Corporation Company