

400 SERIES

TELESCOPIC BOOM LIFTS



Performance

| | | |
|--|------------------------|-------------------------|
| Platform Height 400S | 40 ft | 12.19 m |
| Horizontal Outreach 400S | 33 ft 3 in. | 10.13 m |
| Swing | 360 Degrees Continuous | |
| Platform Capacity Restricted (400S) | 1,000 lb | 454 kg |
| Unrestricted | 600 lb | 272 kg |
| Platform Rotator | 180 Degrees Hydraulic | |
| Weight* 400S | 13,425 lb | 6,090 kg |
| Max. Ground Bearing Pressure | 60 psi | 4.19 kg/cm ² |
| Drive Speed | 4.5 mph | 7.2 km/h |
| Gradeability | 45% | |
| Turning Radius Outside | 15 ft 10.5 in. | 4.8 m |
| Inside | 6 ft 6.9 in. | 2.0 m |

Standard Specifications

Power Source

| | | |
|--|---------|---------|
| Dual Fuel Engine GM Vortec 3000 MPFI | 82 hp | 61 kW |
| Diesel Engine Deutz D2.9L4 Tier 4 Final | 49 hp | 36.4 kW |
| Fuel Tank Capacity | 22 gal. | 83.3 L |

Hydraulic Reservoir

| | | |
|-----------------------|--------|----------|
| • Hydraulic Reservoir | 36 gal | 136.27 L |
| • Auxiliary Power | 12V-DC | |

Tires

| | |
|------------|---|
| • Standard | 12 x 16.5 Pneumatic Lug Tread Tires |
| • Optional | 14 x 17.5 Pneumatic Lug Tread Tires |
| | 14 x 17.5 Foam-Filled Tires |
| | 12 x 16.5 Foam-Filled Tires |
| | 12 x 16.5 Foam-Filled, Non-Marking Tires |
| | High Flotation Sand/Turf Tires (4WD Only) |

Standard Features

- 180 Degree Hydraulic Platform Rotator
- Platform Console Machine Status Light Panel*
- 110V-AC Receptacle in the Platform
- 5 Degree Tilt Alarm/Indicator Light
- Swing Out Engine Tray
- 12V-DC Auxiliary Power
- Hourmeter
- Improved Multi-Function Controls
- Proportional Controls
- Interactive Display at Ground Controls
- Control ADE® System
- Lifting/Tie Down Lugs
- Horn
- Four-Wheel Hydrostatic Drive
- Oscillating Axle
- Motion Alarm
- Glow Plugs (Diesel Engines)

*Provides indicator lights at platform control console for system distress, low fuel, 5 degree tilt light, and foot switch status.

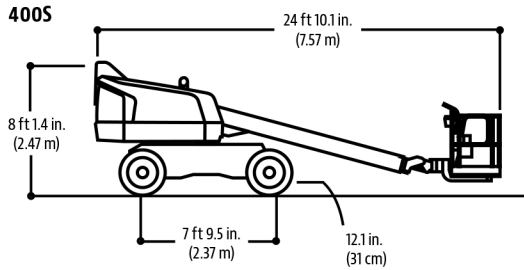
400 SERIES

TELESCOPIC BOOM LIFTS

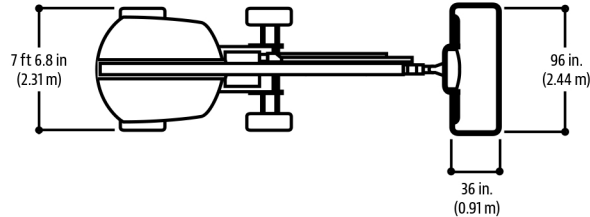


Dimensions

All dimensions are approximate.

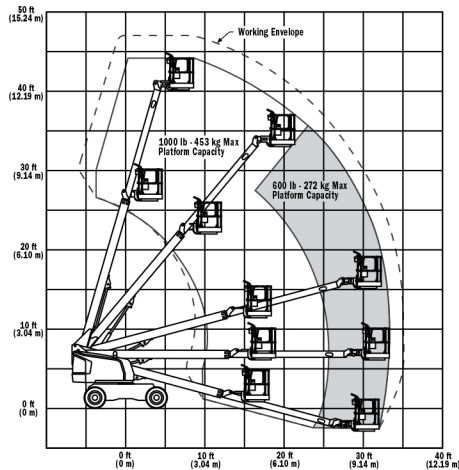


400S Top View



Reach Diagrams

400S



The JLG "1 & 5" Warranty

JLG Industries, Inc. backs its products with its exclusive "1 & 5" Warranty. We provide coverage on all products for one (1) full year, and cover all specified major structural components for five (5) years. Due to continuous product improvements, we reserve the right to make specification and/or equipment changes without prior notification. This machine meets or exceeds applicable OSHA Regulations in 29 CFR 1910.67, 29 CFR 1926.453, ANSI A92.5-2006, and CSA Standard CAN3-B354.2-M82, as originally manufactured for intended applications.

Part No.: 3131026
R061511
Printed in USA



JLG Industries, Inc.
1 JLG Drive
McConnellsburg, PA 17233-9533
Telephone 717-485-5161
Toll-free in US 877-JLG-LIFT
Fax 717-485-6417
www.jlg.com

An Oshkosh Corporation Company